




EASTERN WHITE AND RED PINE


EASTERN WHITE AND RED PINE BOARDS All Widths, All Thicknesses, Rough or Surfaced

CLEAR, SELECTS AND COMMONS

3



Grade descriptions are based on a piece of S4S 1" x 8" x 12' long. The number and extent of characteristics in larger or smaller pieces may vary in proportion to the size of the piece. Characteristics appearing on the edges of S2S or rough stock widths which will be removed in surfacing are not given the same consideration as characteristics in S4S lumber. In random width shipments sold on board rule scale, the grade will be determined by the full width and thickness of the piece. Any piece showing a serious combination of the listed characteristics which might impair its intended use is excluded from the grade under consideration. All pieces are graded from the better side or face. The reverse side may be one grade lower in quality with more restriction placed on the back of the higher grades. Compression wood in damaging form based on visual inspection (i.e., compression failure, warp or other such damage) is excluded from B and Better, C Select, D Select, 1 Common, 2 Common and 3 Common. Due to the inherent nature of the species, allowable pitch for red pine is much greater.



Certain characteristics found in Board lumber are difficult to evaluate to an exact degree because of the nature of the log from which Boards are produced. Some limiting characteristics must be evaluated by applying sound judgement and all must be considered in determining the grade. Any piece judged to contain a serious combination of the listed characteristics, even though some of the characteristics may not be limiting in themselves, is excluded from the grade. Likewise, an otherwise "high line" piece may be placed in a grade even though one or two of its characteristics may slightly exceed the limitations described by the rules. Such pieces will be of exceptional quality otherwise and might grade one or more grades higher, except for such characteristics. Therefore, each individual piece is considered in its entirety in determining the grade. For Standard Sizes, see Para. 820b.



EASTERN WHITE AND RED PINE

CLEARs All Widths, All Thicknesses, Rough or Surfaced



116. There is only one grade of Clears for Eastern White and Red Pine Boards: **B AND BETTER**.

116a. "B AND BETTER" CLEARs

Some pieces may have a few minor characteristics which do not detract from their appearance or high quality.

Characteristics and limiting provisions are:

Manufacture	- Standard "C" (Para. 722) on occasional piece.
Length	- 8' and longer.
Checks	- seasoning small, 1 on each end or 3 or 4 if away from ends.
Warp	- very light (Para. 752) on occasional piece.
Skip	- very light on one edge, light on back.
Stained Wood	- light on occasional piece, not more than 10% of the face.
Torn Grain	- very light, not more than 3" long.
Wane	- on reverse side only of an occasional piece; 1/4 thickness, 1/16 the width, 1/6 the length.
Knots	- 2 sound, tight pin, or slight traces of pitch or a very small pocket, or equivalent.



SELECTs All Widths & All Thicknesses, Rough or Surfaced

117. There are two grades of Selects for Eastern White and Red Pine Boards: **"C SELECT"** and **"SELECT"**.

117a. C SELECT

Because of its appearance and usability, ranks only slightly less than B. and Better - it is one of the most sought after products from the clear portion of the log.

It is widely used for high quality interior trim and cabinet work with natural, stain or enamel finishes.



EASTERN WHITE AND RED PINE

Characteristics and limiting provisions are:

- Manufacture - Standard "C" (Para. 722) on occasional piece.
- Length - 6' and longer (5% maximum FBM basis of 6' length allowed in each width).
- Checks - seasoning, small, well distributed on the surface, 6 in a 1" x 8" x 12'.
- Skip - light on one edge, 1 medium or 2 light skips on the reverse side.
- Stained Wood - light, on occasional piece.
- Wane - on reverse side, 1/2 the thickness, 1/8 the width, 1/4 the length on occasional piece.
- Warp - light (Para. 752) on occasional piece.
- In addition with the above, one of the following characteristics:
- Pitch - light, not more than 1/2 the face.
- Pitch Streak - 1 small.
- Pockets - 2 very small or equivalent.
- Knots - 2 small sound and tight or equivalent smaller.

Equivalent characteristics no more damaging than any of the above.

3



117b. D SELECT

Lumber of this grade has many of the fine appearance features of C Select grade. Although generally less restrictive than C Select, D Select is suitable where the requirements for finishing are less exacting. The grade is between the higher finishing grades and the board grades, as many pieces have a finish appearance on one face, the reverse side showing larger or more numerous characteristics.

Characteristics and limiting provisions are:

- Manufacture - Standard "C" (Para. 722) on occasional piece.
- Length - 6' and longer (5% maximum FBM basis of 6' length allowed in each width).
- Checks - seasoning, small, well distributed; medium on back.
- Skip - 1 very light on face, hit and miss on back; One edge may be $\frac{1}{16}$ " scant for 1/2 the length on occasional piece.
- Split - 1/16 the length on one end or equivalent.
- Stained Wood - medium, on occasional piece.



EASTERN WHITE AND RED PINE

- Wane - on reverse side, 3/4 the thickness, 1/4 the width, 1/4 the length on occasional piece.
- Warp - medium (Para. 752) on occasional piece.



In addition with the above, one of the following characteristics:

- Pitch - medium, not more than 2/3 of face, less if heavy.
- Pitch Streak - 1 medium.
- Pockets - 4 small or equivalent smaller.
- Shake - light on reverse face, well distributed.
- Knots - 4 small, fixed or equivalent smaller.
- Equivalent characteristics no more damaging than any of the above.

117c. STAINED SELECTS

Stained Selects are graded D Select or Better in all characteristics except stain, admitting all degrees of stain.

COMMONS **All Widths & All Thicknesses,** **Rough or Surfaced**



118. There are five common grades and one plank wall grade:
1 COMMON, 2 COMMON, 3 COMMON, 4 COMMON, PLANK WALL
and **5 COMMON.**

118a. 1 COMMON

This grade includes all sound, tight knotted stock with the size and character of the knot, the determining factor of the grade.

Characteristics and limiting provisions are:

- Manufacture - Standard "C" (Para. 722) on an occasional piece.
- Length - 6' or longer (8% maximum FBM basis of 6' length allowed in each width).
- Checks - seasoning, 4 small surface in a 1" x 8" x 12'.
- Heart Pith - firm; not more than 1/4" wide, 1/6 the length.
- Pitch - light, not more than 1/8 the area.
- Pitch Streak - 2 very small streaks of medium pitch in 1" x 8" x 12'.
- Pockets - very small, 4 in 1" x 8" x 12'.
- Shake - light surface, not over 1/8 the length.
- Skip - 3 very light on one edge or 2 light on reverse side in a 1" x 8" x 12'.

EASTERN WHITE AND RED PINE

- Split - very short, limited to one on each end.
- Stained Wood - light, not more than 1/3 the face.
- Wane - on reverse side, 1/2 the thickness, 1/8 the width, 1/4 the length on an occasional piece.
- Warp - medium (Para. 752) on an occasional piece.
- Knots - sound, tight and smooth, red and black limited as follows:

3

Face Width	Red Knots	Black Knots
4"	1"	3/4"
6"	1 1/2"	1 1/4"
8"	2"	1 1/2"
10"	2 1/2"	2"
12"	3"	2 1/2"

Black knots limited to 3 of maximum size and/or equivalent smaller for each 12' of length.

Smooth means free of heavy pitch and bark.

Spike knots permitted if judged to be equivalent in effect to other knots. Spike knots in 6/4 and thicker, two of limiting size, 1/3 the width and up to 1/2 the thickness.

The knot sizes listed above will generally be the maximum size found in this grade. However, there may be pieces of otherwise exceptional quality which may contain slightly larger knots than those listed.

An occasional piece may have one angling 1/2" hole (slough knot) on the edge, extending into the wide face not more than 1/2" and into not more than 1/2 thickness.

118b. 2 COMMON

Characteristics and limiting provisions are:

- Manufacture - Standard "D" (Para. 722) on an occasional piece.
- Length - 6' and longer (10% maximum FBM basis on 6' lengths allowed in each width).
- Checks - seasoning, 2 medium or equivalent smaller in a 1" x 8" x 12' piece.
- Roller Checks - light on reverse side, no more than 1/4 length.
- Heart Pith - firm, not more than 1/2" wide by 1/2 length.
- Hole - one only medium hole or cavity, or 12 pin holes scattered in a 1" x 8" x 12'.

EASTERN WHITE AND RED PINE

- Pitch - streaks and patches of light to medium covering 1/2 the face or 2 very small streaks of heavy pitch.
- Pockets - 3 small, well distributed or equivalent smaller in a 1" x 8" x 12'.
- Shake - light, not over 1/6 the length.
- Skip - medium on reverse side limited to 1/4 the length, medium on edge limited to 1/3 the length.
- Split - short, limited to 1 on each end.
- Stained Wood - light to medium over entire face on piece of otherwise high quality.
- Wane - on reverse side, 1/2 the thickness, 1/6 the width, 1/3 the length or equivalent on an occasional piece.
- Warp - medium (Para. 752) on an occasional piece.
- Knots - limited as follows:

Face Width	Red Knots Sound and Tight	Black Knots Sound and Tight
4"	1 ¹ / ₄ "	1"
6"	1 ³ / ₄ "	1 ¹ / ₂ "
8"	2 ¹ / ₂ "	1 ³ / ₄ "
10"	3"	2 ¹ / ₄ "
12"	3 ¹ / ₂ "	2 ³ / ₄ "

Spike knots permitted if judged to be equivalent in effect to other knots. Spike knots in 6/4 and thicker, three of limiting size, 1/2 the width and up to 3/4 the thickness.

The knot sizes listed above will generally be the maximum size found in this grade. However, there may be pieces of exceptional quality otherwise, which may contain slightly larger knots than those listed.

An occasional piece may have 2 small fixed knots or one angling 3/4" hole (slough knot) on the edge extending into the wide face not more than 1" and not over 2/3 the thickness of the piece. Pieces containing numerous smaller black knots shall be of quality in keeping with the requirements of this grade.

EASTERN WHITE AND RED PINE

118c. 3 COMMON

Characteristics and limiting provisions are:

- Manufacture - Standard "D" (Para. 722) on an occasional piece.
- Length - 6' & longer (12% maximum FBM basis of 6' lengths allowed in each width).
- Checks - seasoning, one 2' long on face, 1/3 length on reverse side.
- Roller checks - one 2' long on face, 1/3 length on reverse side.
- Hole - pin, 15 per each square foot or 4 medium holes in a 1" x 8" x 12'.
- Pitch - heavy over 1/2 the area; or 2 small streaks of massed pitch.
- Pockets - medium, well distributed.
- Shake - light to medium well scattered over full length. Through shake not to exceed 2' in length.
- Skip - medium on face, hit & miss on reverse side. One edge may be 1/8" scant for 1/2 the length or 1/16" scant full length.
- Split - 10% of length.
- Stained Wood - medium to heavy over the entire face, maximum 1/3 of total shipment.
- White Speck - firm, limited to 1/8 the area on reverse side, very small streak on best face.
- Wane - on reverse side, 2/3 the thickness, 1/4 the width, 1/2 the length or equivalent on an occasional piece.
- Warp - heavy (Para. 752) on occasional piece.
- Knots - limited as follows:

Face Width	Red Knots Sound and Tight	Black Knots Sound and Tight and Fixed
4"	2"	1 ¹ / ₃ "
6"	3"	2"
8"	4"	2 ³ / ₄ "
10"	5"	3 ¹ / ₃ "
12"	6"	4"

Spike knots permitted if judged to be equivalent in effect to other knots. Spike knots in 6/4 and thicker, four of limiting size, 2/3 the width and up to the full thickness.

3

EASTERN WHITE AND RED PINE

The knot sizes listed above will generally be the maximum size found in this grade. However, there may be pieces of exceptional quality otherwise which may contain slightly larger knots than those shown.

An occasional piece may have 1 or 2 angling knot holes (slough knots) in the edge, extending into the wide face not more than 1/3 the width and not more than 3/4 the thickness or equivalent smaller, or an unsound knot equal to the hole permitted.

118d. 4 COMMON

Characteristics and limiting provisions are:

- Length - 6' & longer (15% maximum FBM basis of 6' lengths allowed in each width).
- Checks - seasoning, large full length on reverse side. Roller, medium full length on reverse side.
- Holes - pin holes not limited, other holes limited to the equivalent of knot holes allowed.
- Knots - limited as follows:

Face Width	Fixed Knots Firm and Tight Knots	Unsound Knots Loose Knots Knot Holes
4"	3"	1/6 width
6"	3 1/2"	1/6 width
8", 10", 12"	2/3 width	1/6 width

- Unsound Knots - knot holes and/or loose knots shall be limited to 3 maximum size or equivalent for each 12' of length.
- Pitch - heavy streaks and patches of massed pitch over 1/2 area on otherwise high quality pieces.
- Pockets - large.
- Shake - through shake, well scattered, full length.
- Skip - hit and miss on face, 1/16" scant full length of surface one side. One edge may be 1/4" scant for 1/2 the length or 1/8" scant full length.
- Split - 15% of length.
- Stained Wood - heavy.
- White Specks - 60% of the face or equivalent on both faces.



EASTERN WHITE AND RED PINE

Honeycomb or
Unsound Wood - 20% of one face or equivalent on both faces.
Must not destroy the edges.
Wane - 2/3 the thickness, 1/6 the width, 1/2 length.
Warp - heavy (Para. 752) on an occasional piece.

118e. PLANK WALL

The grade permits characteristics such as stain, large knots, large holes, unsound wood, massed pitch, heavy shake, splits and wane in varying stages and degrees singly or in combinations, but must have reasonably sound edges and ends for nailing.

118f. 5 COMMON

This grade permits characteristics such as stain, large knots, very large holes, unsound wood, massed pitch, heavy shake, splits and wane in varying stages or degrees singly or in combinations. Many pieces in this grade are only slightly lower than the 4 Common grade while others will be at the opposite end of the grade level.

3



PURPOSELY LEFT BLANK

